

GARBY Collection | Components

SWITCHES

White porcelain



Black porcelain



Blue/silver decor porcelain



Brown/gold decor porcelain



Reggia porcelain



Coton Porcelain



Vert île porcelain



Camille porcelain



Cru porcelain



PORCELAIN KNOBS AND SCREWS

White porcelain



Black porcelain



Vert île porcelain



Camille porcelain



Coton Porcelain



Cru porcelain



Retro white porcelain



Retro black porcelain



WOODEN KNOBS AND SCREWS

Aged beech



Honey-coloured beech




Natural beech



Unvarnished beech



Aged brass



Black nickel



Bright copper



Chrome



BRASS KNOBS AND SCREWS

Installation Types and Component Selection

WOODEN BASES

Aged beech



Honey-coloured beech



Natural beech



Unvarnished beech

**PORCELAIN FRAMES**

White porcelain



Black porcelain



Decor porcelain



Craquelé porcelain



Coton porcelain



Vert île porcelain



Camille porcelain



Cru porcelain

**WOODEN FRAMES**

Aged beech



Honey-coloured beech



Natural beech



Unvarnished beech

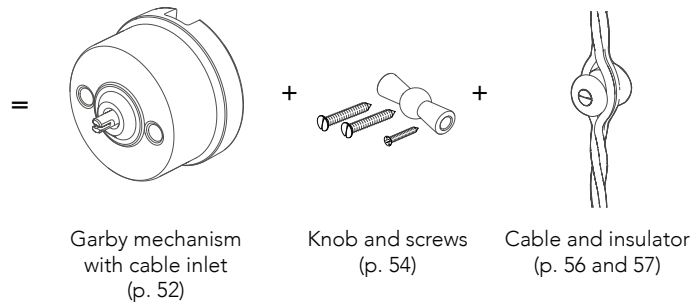


GARBY Collection | Installation Types and Component Selection

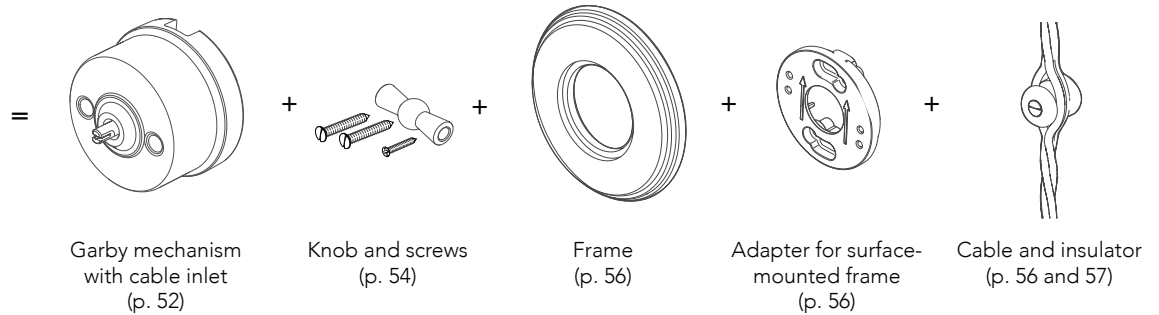
INSTALLATION WITHOUT FLUSH-MOUNTED BOX (SWITCHES WITH CABLE INLET)



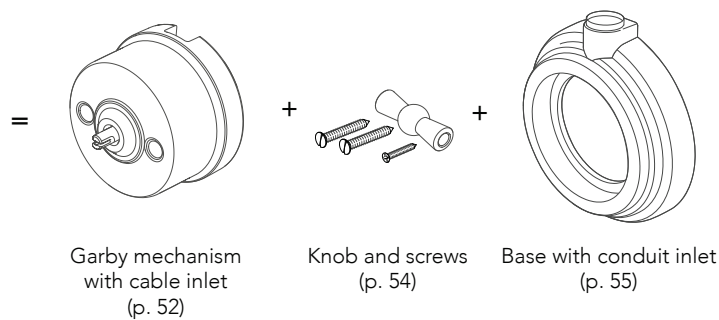
With exposed cable



With exposed cable and frame



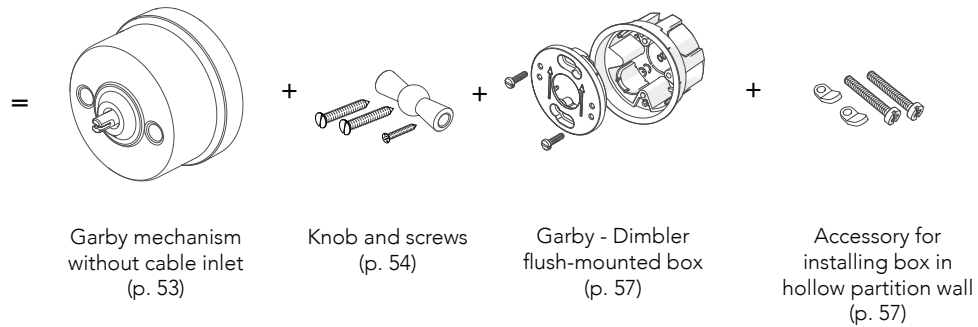
With exposed conduit and base



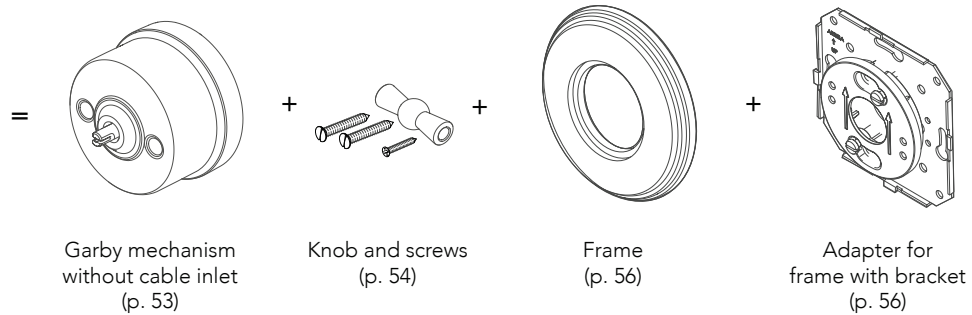
INSTALLATION WITH FLUSH-MOUNTED BOX (SWITCHES WITHOUT CABLE INLET)



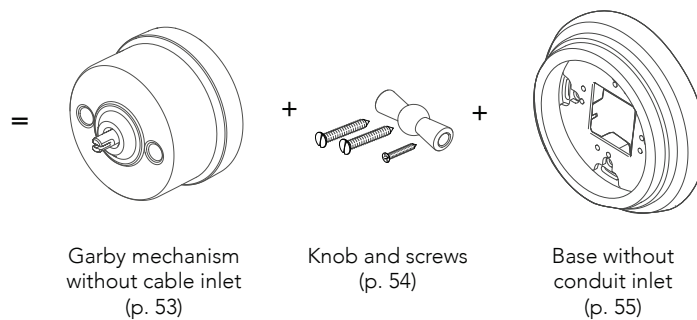
With Garby-Dimble flush-mounted box



With universal flush-mounted box and frame



With universal flush-mounted box and base



GARBY Collection
Installation Guide

GARBY Collection

30308 -- 1


Porcelain colour:



WITH CABLE INLET (INSTALLATION WITHOUT FLUSH-MOUNTED BOX)



ROTARY SWITCHES 10AX 250Vac







Description	Reference
 Two-way switch	30308 -- 1
Intermediate switch	30304 -- 1
Double-pole switch	30314 -- 1
Push button 10A*	30328 -- 1
Electric blind switch 6A*	30342 -- 1
Electric blind push button 6A*	30344 -- 1

*Operation diagrams on p. 88.


PUSH BUTTONS 6A 250Vac/24Vdc

Description	Reference
 Push button	30312 -- 2
 Double push button	30343 -- 2




SOCKETS 16A 250Vac

Description	Reference
 2P socket <i>Finishes not available: 85-86-87-88</i>	30205 -- 2
German standard 2P+E socket	30202 -- 2
 German standard 2P+E socket with porcelain housing and technopolymer cover <i>Finishes not available: 85-86-87-88</i>	30204 -- 2
 French standard 2P+E socket	30211 -- 2
 French standard 2P+E socket with porcelain housing and technopolymer cover <i>Finishes not available: 85-86-87-88</i>	30208 -- 2










CABLE OUTLETS Ø 8,5mm

Description	Reference
 Cable inlet	30927 -- 2


USB CHARGER SOCKETS 20W

Description	Reference
 USB A+A charger socket	30765 -- 2
 USB A+C charger socket	30766 -- 2
 USB C+C charger socket	30764 -- 2

TELEPHONE, DATA AND TV SOCKETS




Description	Reference
 RJ45 CAT 6 UTP socket	30702 -- 2
 Double RJ45 CAT 6 UTP socket	30707 -- 2
 RJ45 CAT 6A STP socket	30705 -- 2
 Dual RJ45 CAT 6A STP socket	30761 -- 2
 RJ45 CAT 6A UTP socket	30704 -- 2
 R/TV-SAT star socket	30712 -- 2
 R/TV-SAT end socket	30709 -- 2
 R/TV-SAT intermediate A socket	30713 -- 2
 R/TV-SAT intermediate B socket	30714 -- 2

BLANKING PLATES

Description	Reference
 Blanking plate	30656 -- 2

DIMMERS 250Vac

To be controlled with push-button and installed in flush-mounting or junction boxes.

Description	Reference
 Puck housing, incandescent and halogen lamps, 40-500W	37346000
 Puck housing, LED 4-350W	37371000
 Puck housing, 1-10 V	37372000




(INSTALLATION WITH FLUSH-MOUNTED BOX)




WITHOUT CABLE INLET

ROTARY SWITCHES 10AX 250Vac






USB CHARGER SOCKETS 20W

Description	Reference
 Two-way switch	30308 -- 6
Intermediate switch	30304 -- 6
Double-pole switch	30314 -- 6
Push button 10A*	30328 -- 6
Electric blind switch 6A*	30342 -- 6
Electric blind push button 6A*	30344 -- 6










Description	Reference
 USB A+A charger socket	30765 -- 5
 USB A+C charger socket	30766 -- 5
 USB C+C charger socket	30764 -- 5

*Operation diagrams on p. 88.





PUSH BUTTONS 6A 250Vac/24V dc

Description	Reference
 Push button dome	30310 -- 2
 Push button	30312 -- 5
 Double push button	30343 -- 5


TELEPHONE, DATA AND TV SOCKETS

Description	Reference
 RJ45 CAT 6 UTP socket	30702 -- 5
 Double RJ45 CAT 6 UTP socket	30707 -- 5
 RJ45 CAT 6A STP socket	30705 -- 5
 Dual RJ45 CAT 6A STP socket	30761 -- 5
 RJ45 CAT 6A UTP socket	30704 -- 5
 R/TV-SAT star socket	30712 -- 5
 R/TV-SAT end socket	30709 -- 5
 R/TV-SAT intermediate A socket	30713 -- 5
 R/TV-SAT intermediate B socket	30714 -- 5


SOCKETS 16A 250Vac

Description	Reference
 German standard 2P+E socket	30202 -- 5
 German standard 2P+E socket with porcelain housing and technopolymer cover <i>Finishes not available: 85-86-87-88</i>	30204 -- 5
 French standard 2P+E socket	30211 -- 5
 French standard 2P+E socket with porcelain housing and technopolymer cover <i>Finishes not available: 85-86-87-88</i>	30208 -- 5

BLANKING PLATES

Description	Reference
 Blanking plate	30656 -- 5

CABLE OUTLETS Ø 8,5mm

Description	Reference
 Cable inlet	30927 -- 5

 Certified products.









NOTE: See surface-mount installation diagram on p. 87, wiring diagrams on pages 88-91, technical data on pages 92-94 and dimensions on page 96.





PORCELAIN ROTARY KNOBS + SCREWS



WOODEN ROTARY KNOBS + SCREWS





Description	Reference
 White + patinated screws 1 pc Pack 5 pcs	30967171 30967177
 Black + black screws 1 pc Pack 5 pcs	30967271 30967277
 Coton + patinated screws 1 pc Pack 5 pcs	30967851 30967857
 Vert île + patinated screws 1 pc Pack 5 pcs	30967861 30967867
 Camille + patinated screws 1 pc Pack 5 pcs	30967871 30967877
 Cru + patinated screws 1 pc Pack 5 pcs	30967881 30967887
 Retro white + patinated screws 1 pc Pack 5 pcs	30930171 30930177
 Retro black + black screws 1 pc Pack 5 pcs	30930271 30930277

Description	Reference
 Aged beech + patinated screws 1 pc Pack 5 pcs	30967211 30967217
 Honey-coloured beech + patinated screws 1 pc Pack 5 pcs	30967191 30967197
 Natural beech + patinated screws 1 pc Pack 5 pcs	30967811 30967817
 Unvarnished beech + patinated screws 1 pc Pack 5 pcs	30967001 30967007

BRASS ROTARY KNOBS + SCREWS



Description	Reference
 Bright copper + copper screws 1 pc Pack 5 pcs	30967311 30967317
 Black nickel + black screws 1 pc Pack 5 pcs	30967301 30967307
 Aged brass + patinated screws 1 pc Pack 5 pcs	30967831 30967837
 Chrome + chrome screws 1 pc Pack 5 pcs	30967261 30967267

WOODEN BASES WITHOUT CONDUIT INLET



1-gang



2-gang



3-gang

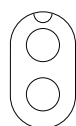
	Aged beech	30801212	30802212	30803212
	Honey-coloured beech	30801192	30802192	30803192
	Natural beech	30801812	30802812	30803812
	Unvarnished beech	30801002	30802002	30803002

Dimensions on p. 96.

WOODEN BASES WITH 1 CONDUIT INLET



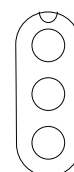
1-gang



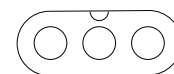
2-gang



2-gang



3-gang



3-gang

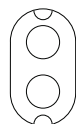
	Aged beech	30821212	30822212	30832212	30823212	30833212
	Honey-coloured beech	30821192	30822192	30832192	30823192	30833192
	Natural beech	30821812	30822812	30832812	30823812	30833812
	Unvarnished beech	30821002	30822002	30832002	30823002	30833002

Outlet for Ø 16-20mm pipes. Further dimensions on page 96.

WOODEN BASES WITH 2 CONDUIT INLETS



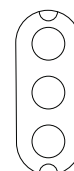
1-gang



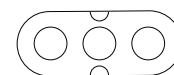
2-gang



2-gang



3-gang



3-gang

	Aged beech	30841212	30842212	30852212	30843212	30853212
	Honey-coloured beech	30841192	30842192	30852192	30843192	30853192
	Natural beech	30841812	30842812	30852812	30843812	30853812
	Unvarnished beech	30841002	30842002	30852002	30843002	30853002

Outlets for Ø 16-20mm pipes. Further dimensions on page 96.

ACCESSORIES FOR INSTALLATION WITH BASE

	Description	Reference
	Dimbler height supplement for installation using a base with conduit inlet.	60952032
	Support frame with claws for installing a base without conduit inlet on screwless flush-mounted box.	20901972

GARBY Collection



WOODEN FRAMES



1-gang

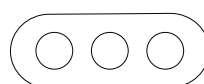
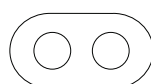
2-gang

3-gang

4-gang

	Aged beech	31801212	31802212	31803212	31804212
	Honey-coloured beech	31801192	31802192	31803192	31804192
	Natural beech	31801812	31802812	31803812	31804812
	Unvarnished beech	31801002	31802002	31803002	31804002

Dimensions on p. 96.



PORCELAIN FRAMES



1-gang

2-gang

3-gang

4-gang

	White	31801172	31802172	31803172	-
	Black	31801272	31802272	31803272	-
	Decor	31801612	31802612	31803612	-
	Craquelé	31801092	31802092	31803092	-
	Coton	31801852	31802852	31803852	-
	Vert île	31801862	31802862	31803862	-
	Camille	31801872	31802872	31803872	-
	Cru	31801882	31802882	31803882	-

Dimensions on p. 96.

FRAME ADAPTERS



Description	Reference
Without bracket for direct surface mounting.	30950982



With bracket for installation on flush-mounted boxes.	30951982
---	----------

CABLE REELS

Reel of H07V-K braided fibreglass cable.

Description	Reference
2 x 1.5mm² (50m)	
Brown	30971032
White	30971052
3 x 1.5mm² (50m)	
Brown	30974032
White	30974052
3 x 2.5mm² (50m)	
Brown	30975032
White	30975052
4 x 1.5mm² (25m)	
Brown	30992032
White	30992052

Reel of H07V-K braided textile cable (50m).

Description	Reference
2 x 1.5mm ² , white	30976052
3 x 1.5mm ² , white	30979052

Please consult local regulations before using these cables.

ACCESSORIES

	Description	Reference
	Porcelain insulator for braided cable (pack 25 pcs.) White Brown	30913170 30913470
	Porcelain insulator for braided cable (pack 5 pcs.) White Brown	30913172 30913472
	Wall grommet for Ø 16mm conduit (pack 2 pcs.) Ø 19mm White Brown	30938052 30938032
	Porcelain ceiling rose Ø 100 x 34mm White Black	30940172 30940272
	Porcelain junction box Ø 78 x 46mm White Black	30399172 30399272
	Porcelain junction box Ø 118 x 53mm White Black	30401172 30401272
	Metal junction box aged metal finish Ø 72 x 46mm Ø 108 x 53mm 175 x 125 x 50mm	30399222 30401222 30402222
	Nickel junction box 86 x 86 x 40mm 86 x 160 x 40mm 175 x 125 x 50mm	37400512 37399512 30402512
	Insulating supplement for surface-mounted switches	30952022
	Garby - Dimbler flush-mounted box with spacer, 6 pcs.	30993020
	Installation accessory for Garby - Dimbler box plasterboard wall, 6 pcs.	30995000

ACCESSORIES (cont.)

	Description	Reference
	Aged metal conduit for surface-mounted installation 4 pcs x 3m, 12m in total Ø 16mm Ø 20mm Ø 25mm	30016222 30020222 30025222
	Metal bracket for conduit fixing (pack 25 pcs.) Ø 16mm Ø 20mm Ø 25mm	30716032 30720032 30725032
	Metal clamp for conduit fixing (pack 25 pcs.) Ø 16mm Ø 20mm Ø 25mm	30816032 30820032 30825032
	Coupling for conduit Ø 16mm. Pack 10 pcs. Ø 20mm. Pack 10 pcs. Ø 25mm. Pack 5 pcs.	30516222 30520222 30525222
	90° elbow for conduit* Ø 16mm Ø 20mm Ø 25mm	30416222 30420222 30425222
	Inspection tee for conduit Ø 16mm Ø 20mm Ø 25mm	30616222 30620222 30625222
	Inspection elbow for conduit Ø 16mm Ø 20mm Ø 25mm	30116222 30120222 30125222
	Adapter for Ø 20mm conduit for bases	30007032
	Repair spray for aged metal paint 400ml	30001222

(*) Requires coupling to connect the elbow to the conduit.

NOTE: See the diagram for surface-mounted installation with these accessories on p. 87.